




# VERTICAL FLOAT SWITCH

INSTRUCTION AND OPERATING MANUAL



MODELS: VS-100 / VS-200

## GENERAL INFORMATION

To ensure safe and reliable operation, please carefully read this service and installation manual in its entirety before installing and/or using this product. Reasonable care and safe methods in according with sound plumbing practices should be strictly adhered to. Before installation, refer to and understand all relevant local plumbing and electrical codes.

**DO NOT THROW AWAY THIS MANUAL.** Keep it in a safe place so that you may refer to it for periodic service and maintenance.

**Always disconnect the power before servicing this product. Failure to do so may result in serious injury or death. Consult with a qualified electrician if you are unsure of the power source or cannot determine whether power has been properly disconnected.**

## SAFETY INFORMATION

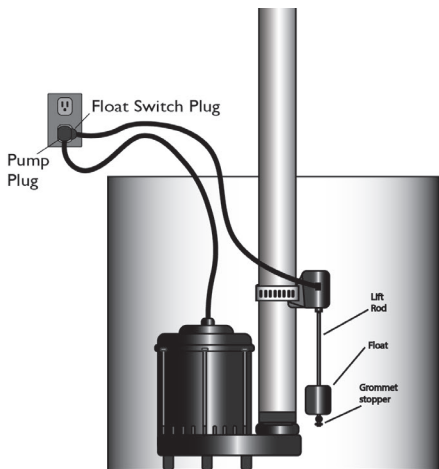
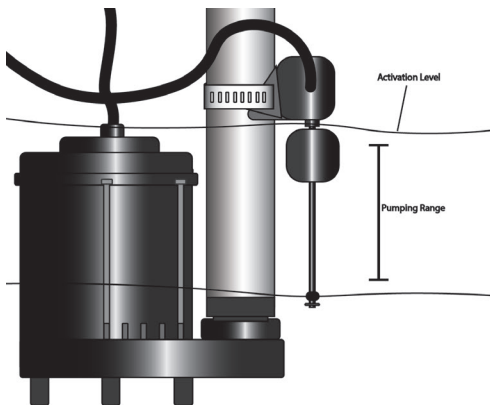
Please review and follow the safety information listed below.

### WARNING

- Risk of electric shock. Always disconnect power before servicing.
- Do not make any electrical connections while standing on a wet surface or with wet hands.
- Electrical connections and wiring for a pump installation should only be made by qualified personnel.
- This equipment is equipped with an approved 3-conductor cord and 3-prong grounding-type plug, and is only for use with a grounded 110/120VAC receptacle.
- DO NOT bypass grounding wires or remove the ground prong from the plug.
- DO NOT use an extension cord.
- NEVER attempt to open or service this unit.

## INSTALLATION

1. Locate the proper position for the float switch.
2. Mount float switch to discharge pipe by tightening the hose clamp with a flat-head screwdriver.
3. Fill the sump basin with water. Verify that the pump turns on and off at the desired levels.



## SPECIFICATIONS

Amp Rating	10
Input Voltage	120VAC
Output Voltage	120VAC
Circuit	Normally Open



# LIMITED THREE-YEAR WARRANTY

## **WHAT THIS WARRANTY COVERS**

When used and maintained in normal use and in accordance with the Installation and Operating Instructions, your PumpSpy® product is warranted against original defects in material and workmanship for a full three years from date of purchase (the “Warranty Period”). During the warranty period, PumpSpy will repair or replace at no cost to you, to correct such defects in products found upon examination by PumpSpy to be defective in materials or workmanship.

## **WHAT THIS WARRANTY DOES NOT COVER**

This warranty does not cover use of the product in a non-residential application, improper installation and/or improper maintenance of the product, damage due to misuse, acts of God, nature, vandalism or other acts beyond the control of PumpSpy, owner’s acts or omissions, use outside the country in which the product was initially purchased and resales of the product by the original owner. This warranty does not cover pick up, delivery, transportation or house calls. However, if you mail your product to PumpSpy for warranty service, cost of shipping will be paid one way. This warranty does not cover products purchased from a party that is not an authorized retailer, dealer, or distributor of PumpSpy products.

## **OTHER IMPORTANT TERMS**

This warranty is not transferable and may not be assigned. This warranty shall be governed and construed under the laws of the state of Michigan. The warranty period will not be extended by any replacement or repair performed under this warranty. THIS WARRANTY IS THE EXCLUSIVE WARRANTY AND REMEDY PROVIDED BY PumpSpy. ALL OTHER WARRANTIES, EXPRESSED OR IMPLIED, INCLUDING WARRANTIES OR MERCHANTABILITY OR FITNESS FOR PARTICULAR PURPOSE ARE DISCLAIMED. IN NO EVENT WILL PumpSpy BE LIABLE FOR ANY SPECIAL, INDIRECT, INCIDENTAL OR CONSEQUENTIAL DAMAGES OF ANY KIND OR NATURE TO OWNER OR ANY PARTY CLAIMING THROUGH OWNER WHETHER BASED IN CONTRACT, NEGLIGENCE, TORT OR STRICT PRODUCTS LIABILITY OR ARISING FROM ANY CAUSE WHATSOEVER. Some states do not allow for the exclusion of consequential damages, so the above exclusion may not apply to you. This warranty gives you specific rights. You may also have others that vary state to state.

2723 Kersten Ct.  
Kalamazoo, MI 49048  
1-833-PUMPSPY

[www.PumpSpy.com](http://www.PumpSpy.com)

© 2022 PumpSpy. All Rights Reserved.

86201-02

